



Ministry of Education  
SINGAPORE

# Here's to a Great Start to Primary School!




# Overview

## 1. What is Primary School about?

## 2. Smoothing the transition to Primary 1

## 3. School-Home Partnership

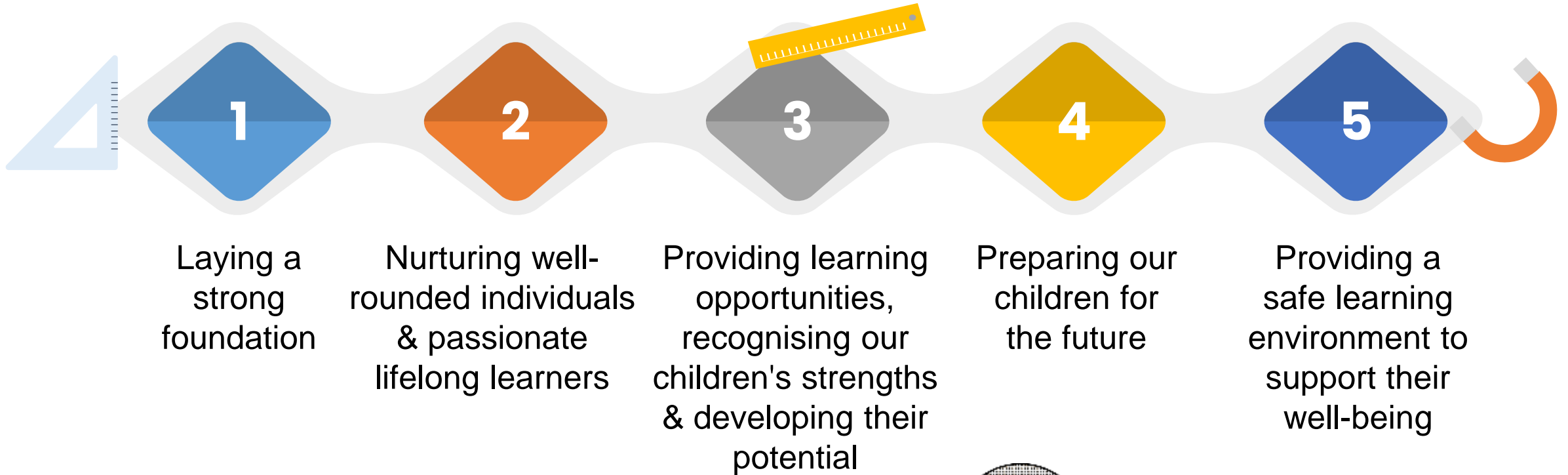


# Developments in Primary Education






Schools may access the video via:  
<https://youtu.be/9paLbNR2zWg>

# What is Primary School about?



# What experiences would your child likely undergo in Primary 1?



**Note for schools:** Share school-based examples and photographs of activities conducted in school / milestones for Primary 1 students.

# Holistic development Primary 1 includes:

Focus on building greater confidence and nurturing a stronger intrinsic motivation to learn



Offering age-appropriate assessment strategies to support learning

No examinations and weighted assessments at P1 and P2 to encourage the joy of learning.

**Note for schools:** Schools may wish to provide example(s) on how feedback will be provided by the school to inform parents on the learning progress of the child, and how regularly such information will be shared to manage expectations.

*Schools may also share examples of positive learning dispositions.*

# Smoothening the transition to Primary 1

When your child enters primary school, their experience will include:





# Smoothening the transition to Primary 1

1. Transition is the process in which a child moves into a new environment

2. When moving from pre-school to primary, a child will have to adapt to unfamiliar setting and routines

When your child has transited well, he/she will:

- Feel safe and comfortable in the new environment
- Be able to manage daily challenges
- Be able reach out to teachers and/or peers for support when needed

**Note for schools:** Key areas of transition and tips have been included in slides 10 – 15. For more information that can be included in this section, please refer to the notes section.



# How can you prepare your child for Primary 1?

You can start talking to your child about the following:




Schools may access the video via:


<https://go.gov.sg/transition-to-primary1>




Adjusting to a larger learning environment



Interacting with more peers and teachers



Adapting to longer school hours and new routines



Taking the initiative to ask for help



Becoming more independent and responsible

# How else can you support your child?

## Support

your child and encourage them to overcome challenges with your care

## Affirm

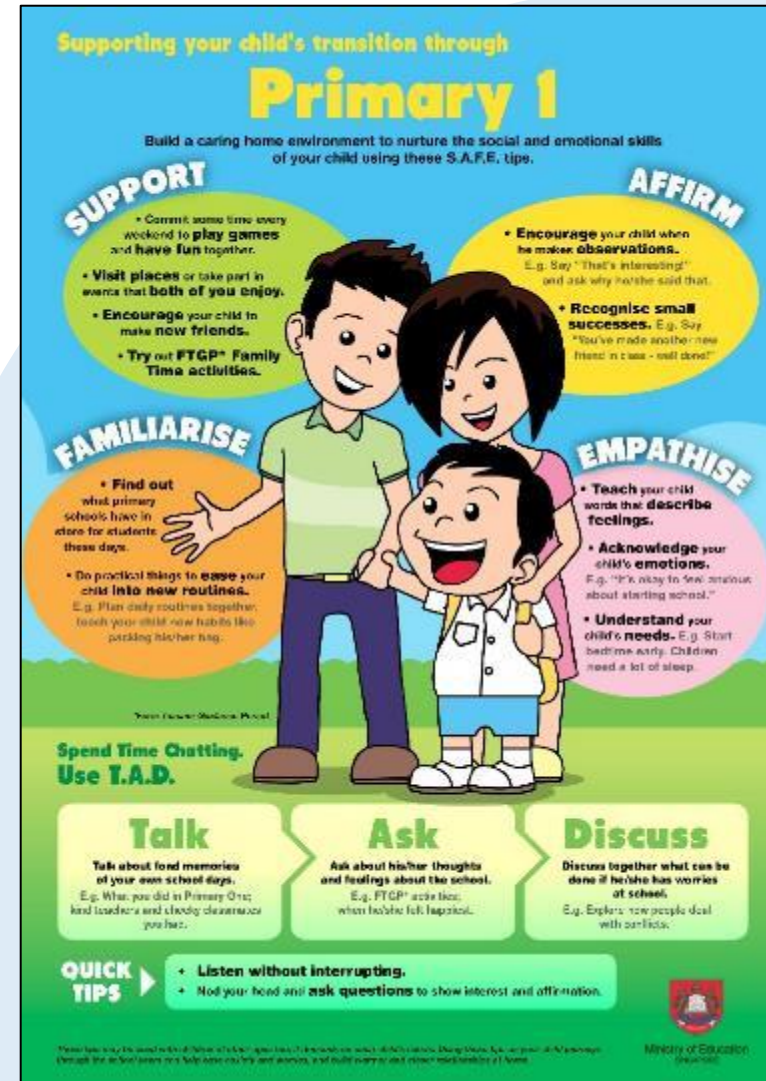
your child by recognising small successes and praising their efforts

## Familiarise

your child with new routines gradually and share your experiences in primary school

## Empathise

with and acknowledge your child's feelings



# How else can you support your child?

**Primary 1 is an exciting and fun stage for your child.  
Help your child to enjoy the journey by developing these skills:**



**Nurture a love for reading**  
Sign your child up for a free Library membership and myLibrary ID to enjoy NLB's e-resources!

# Relating Well to Others

Build your child's interpersonal skills by:

**01**

**Modelling the use of friendly and polite phrases**


"May I please..."

"Hi! My name is...What is your name?"

"Could you help me with..."

**02**

**Providing opportunities for your child to share and take turns during playtime with other children**



# Developing Good Habits

**Routines help your child build confidence and learn to manage things by themselves.**

Take their temperature  
using a thermometer



Practise consistent pre-bedtime routines and have at least 9 hours of sleep

Wash  
their hands



Guide your child  
to do the  
following  
independently:



Dress themselves

Pack their bag  
and check for  
materials



Buy food at  
the canteen

Make healthy  
food choices



Knowing when  
and how to  
ask for help



# Nurturing Positive Attitudes

**Developing the right learning attitude will help your child learn better. You can encourage your child to:**



Ask questions about their experiences and their observations on the world around them



Reflect on learning experiences, learn from mistakes and try ways to do something better



Persevere even when faced with challenges





# Knowledge, Skills & Dispositions for the start of Primary 1



## Values, Social-Emotional Competencies, Citizenship Dispositions



## Art



## English Language



## Mathematics



## Mother Tongue Languages



## Music



## Physical Education

- |   |   |   |  |  |  |  |
|---|---|---|--|--|--|--|
| <ul style="list-style-type: none"> <li>• Understand and Care for Oneself</li> <li>• Show Care and Respect for Others</li> <li>• Make Responsible Decisions and Act on Them</li> </ul> | <ul style="list-style-type: none"> <li>• Enjoy Participating in Art</li> <li>• Express Ideas and Feelings through Art</li> <li>• Demonstrate Awareness of Art from Different Cultural Groups</li> </ul> | <ul style="list-style-type: none"> <li>• Listen and Speak for Enjoyment and Information</li> <li>• Read with Enjoyment and Understanding</li> <li>• Communicate Ideas and Information through Writing or Using Symbols or Letter-Like Shapes</li> </ul> | <ul style="list-style-type: none"> <li>• Basic Understanding of Numbers Up To 10</li> <li>• Recognise Simple Patterns</li> <li>• Compare Quantities Between Two Groups of Objects</li> </ul> | <ul style="list-style-type: none"> <li>• Enjoy and Show an Interest in Learning Mother Tongue Language.</li> <li>• Enjoy and Show an Interest in Listening and Speaking in Mother Tongue Language.</li> <li>• Demonstrate Awareness of Local Ethnic Culture</li> </ul> | <ul style="list-style-type: none"> <li>• Enjoy Participating in Music and Movement Activities</li> <li>• Express Ideas and Feelings through Music and Movement Activities</li> <li>• Demonstrate Awareness of Music and Movement from Different Cultural Groups</li> </ul> | <ul style="list-style-type: none"> <li>• Enjoy Physical Activities</li> <li>• Display Coordination in Motor Tasks</li> <li>• Demonstrate Awareness of Healthy Habits and Safety</li> </ul> |
|---|---|---|--|--|--|--|



# School- Home Partnership

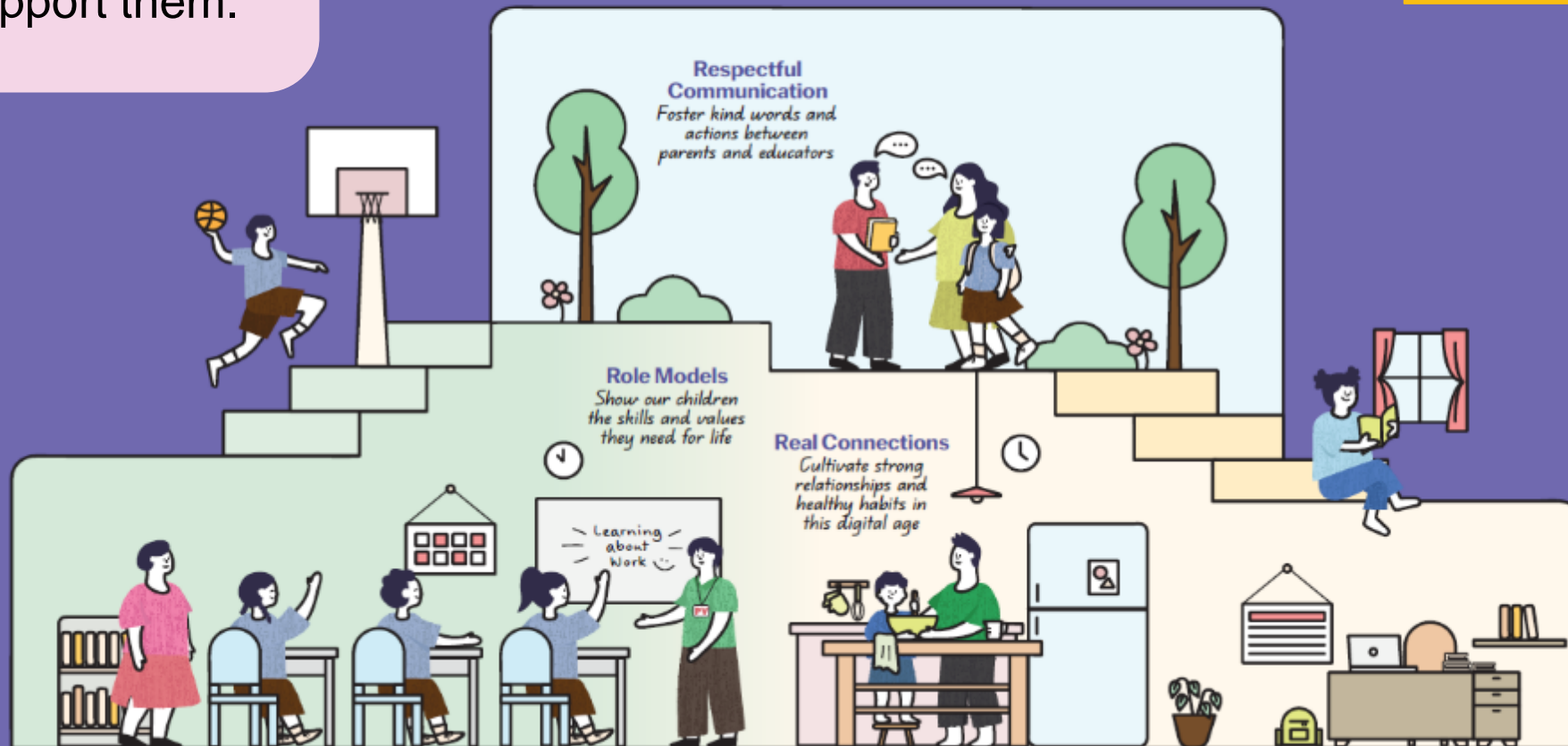
Our children do best when schools and parents work hand in hand to support them.

Guidelines for School-Home Partnership

## Raising a Happy, Confident, and Kind Generation Together

### Note for schools:

*For more information that can be included in this section, please refer to the notes section.*



### Respectful Communication

Foster kind words and actions between parents and educators

### Role Models

Show our children the skills and values they need for life

### Real Connections

Cultivate strong relationships and healthy habits in this digital age

Learning about Work

# 3 areas we can work together on to foster School-Home Partnership

**1** Respectful Communication

**2** Role Models

**3** Real Connections



# Respectful Communication

**Foster kind words and actions  
between schools and educators**



Listen to and understand each other's perspectives and concerns regarding each child



Communicate kindly using official channels. Teachers are not required to share their personal mobile numbers



Respect each other's time by communicating during working hours



**Note for schools:** For more information that can be included in this section, please refer to the notes section.

# Role Models

Show our children the skills and values they need for life



Find joy in everyday experiences with our children



Instill confidence by encouraging responsibility and believing in our children's abilities



Model good values in words and actions



*Check out this video on MOE YouTube for tips on how parents can support the social-emotional learning of their children.*

**Note for Schools:** For more information that can be included in this section, please refer to the notes section.

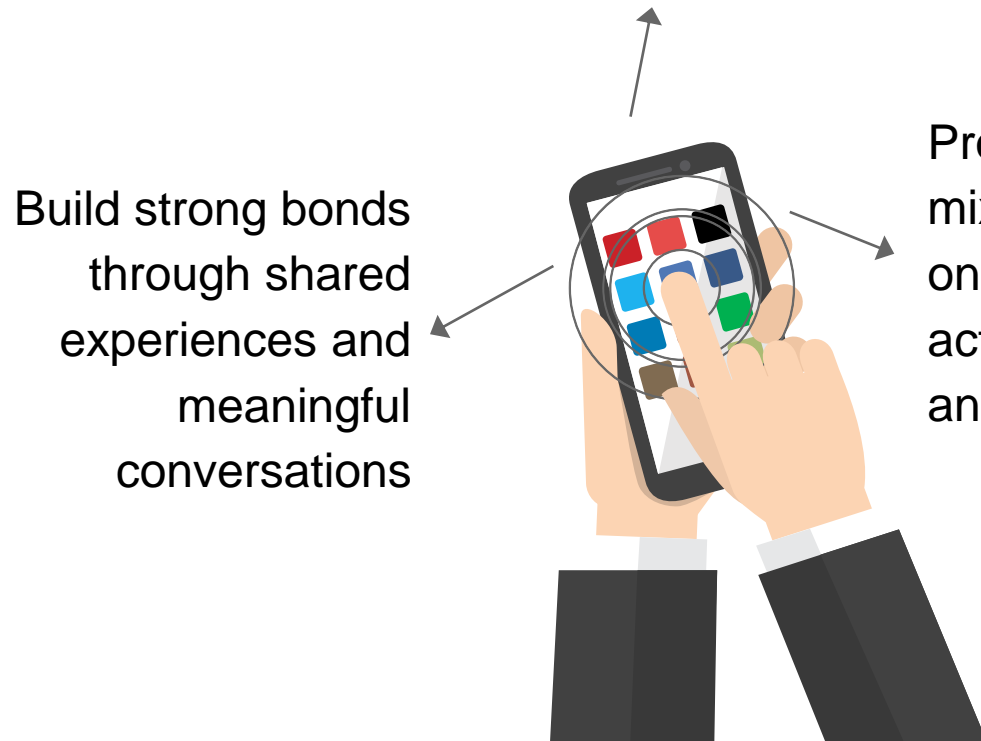
# Real Connections

**Cultivate strong relationships and healthy habits in this digital age**

Establish good habits for our children to stay confident and in control of their technology use

Build strong bonds through shared experiences and meaningful conversations

Provide a balanced mix of engaging online and offline activities, at school and at home





# Join Us! Parent Support Group (PSG)

A team of dedicated parents supporting each other in nurturing their children. Network, share and learn with fellow parents by involving yourself in initiatives such as Parenting Workshops and Career Talks for P5 and P6 students.

<<To insert QR Code for  
parents to indicate interest to  
join PSG>>





# Some questions you may have...



**You can encourage your child for efforts in learning to read. Most importantly, reading should be a fun learning process.**

Reading is a habit that we can build.

## Interest your child in reading

- It is never too late to start getting your child interested in books
- Take your child to the library, expose them to various picture books and read together for a start
- Students will be introduced to various genres of books, and be taught how to blend letter sounds through games or craft work



# Some questions you may have...



Children pick up time management at a different pace and can improve with help.

## Support your child in time management

- Parents can model this with your child at home with small tasks and everyday activities
- If you find your child struggling with completing their tasks or homework within a given time, it could also mean that they are not sure how to go about completing them. Try breaking the task down into smaller steps
- If you notice any learning issues, do reach out to the school early

**Be specific about how much time they should spend on the work, and offer a set time that they should complete the work.**

# Some questions you may have...



**Practise with your child when and how to ask for help. Remember to affirm them for their efforts.**

Asking for help may not seem obvious to a child.

## Teach your child how to ask for help:

**Step 1:** Look for someone who can help

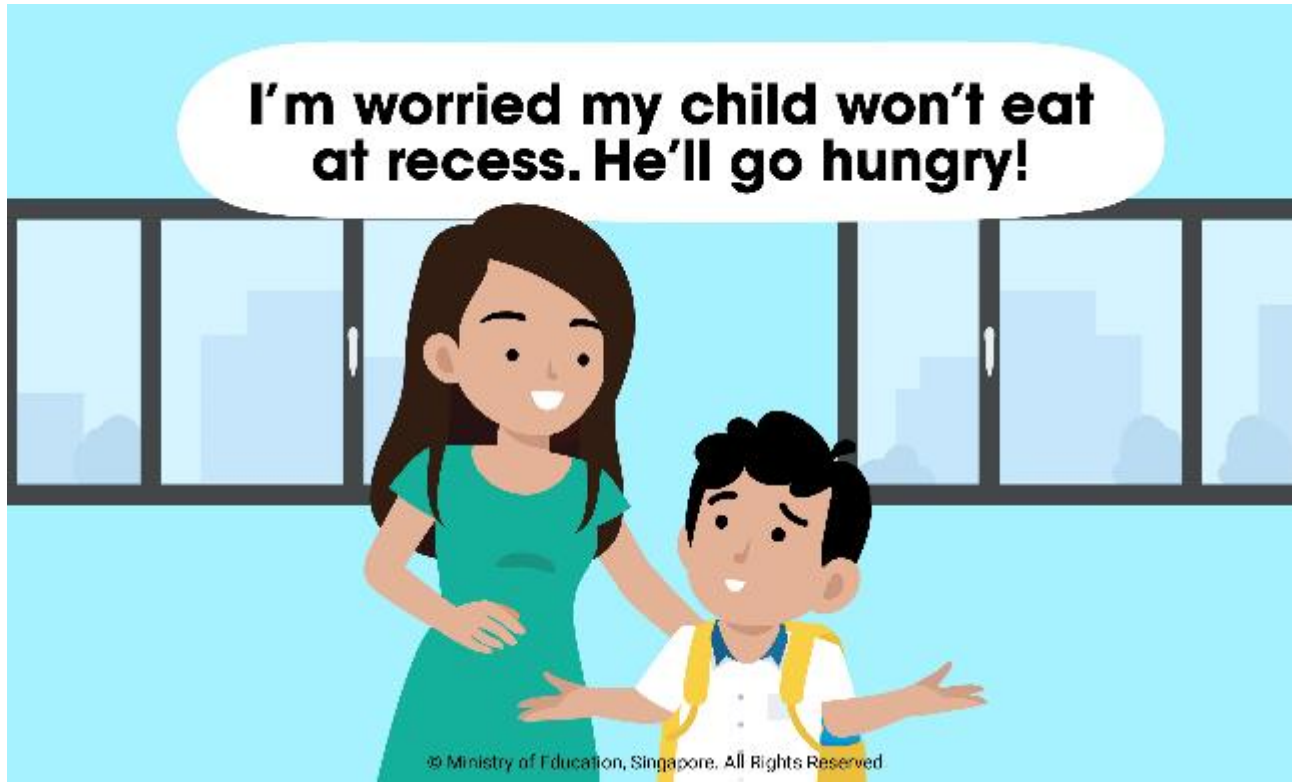
**Step 2:** Check if that person has the time to help; if not, look for another suitable person

**Step 3:** Share what the problem is and how they feel

**Step 4:** Listen carefully to the advice given

**Step 5:** Thank the person for the help

# Some questions you may have...



**Remind your child that eating during recess is important as it helps them with the physical energy to continue focusing and learning in class.**

Students may enjoy recess so much that they forget to eat. Some students may not be eating because they are shy about ordering food.

## Encourage your child to eat during recess

- Let your child practise ordering food and making payment when out with the family
- If they need more time to build their confidence or observe how it is done by other students, you may pack a lunch box in the meantime, so they will always have something to eat
- If you worry that your child is not eating at all, discuss with your child's teacher

# We get you ready for your primary school journey

Hear from fellow parents, MOE educators and more on how your child can get more out of their primary school experiences. Subscribe to [Schoolbag.edu.sg](https://schoolbag.edu.sg) today!

SCAN TO SUBSCRIBE



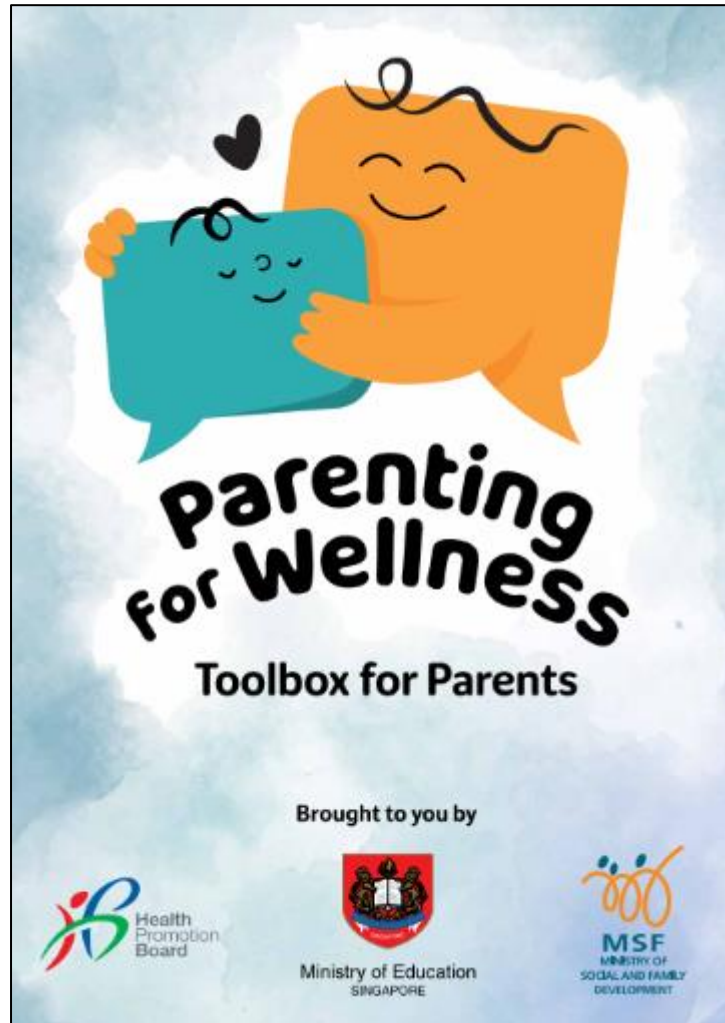
[go.gov.sg/schoolbag-newsletter](https://go.gov.sg/schoolbag-newsletter)



Brought to you by  
MOE Communications  
and Engagement Group



# Latest Resource: Parenting for Wellness Toolbox



An initiative to empower parents with key knowledge and skills to build strong parent-child relationships, strengthen their children's mental well-being and resilience, and parent effectively in the digital age.

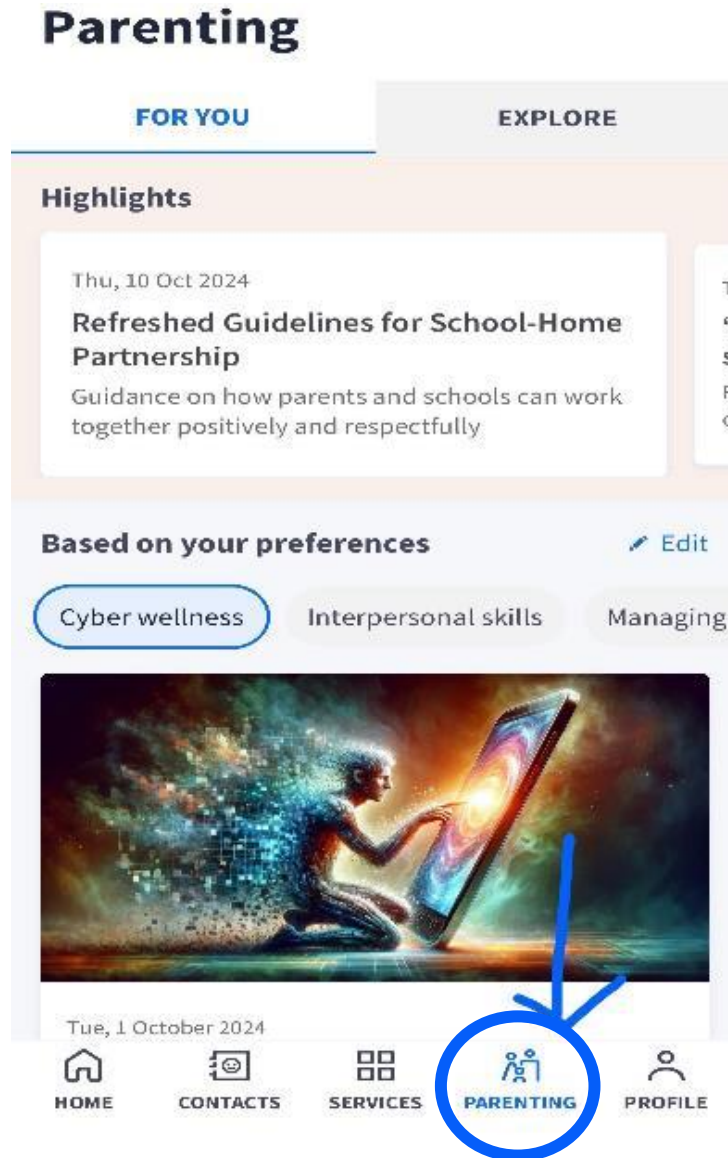
The Toolbox for Parents **comprises bite-sized practical tips and strategies for parents**, such as ways to create a safe and nurturing home environment, build resilience in children, and stay safe online.



# Check out Parenting Resources on Parents Gateway (PG)

## Repository of parenting resources

A repository for parents to browse resources on topics such as preparing for Primary 1, forging parent-child relationships and education pathways.



Find out more about Parents Gateway here.

# Resources in PG for every educational stage



Fri, 23 September 2022

**[Preparing for P1 - PDF] Supporting Your Child Through the Primary 1 Journey**

Click to download or view this issue on preparing your child for P1.

**Find out what your child really needs for Primary 1.**



Mon, 18 October 2021

**[PDF] Social skills to prepare your child for Primary 1**

Click to download or view this resource to learn how you can help your child learn social skills.

**Help develop your child's social and emotional skills by referring to this infographic.**



Mon, 23 August 2021

**Are you over-preparing your child for P1?**

Learn how overpreparing your child may hinder learning.

**Are you over-preparing your child for primary school?**



Wed, 15 December 2021

**[NLB] LearnX Reading - Primary**

Create fun experiences for your child to discover the joy of reading.

**How to cultivate the love for reading? Check out resources from the National Library Board.**



# Check out more resources from MOE

## Parent Kit



## Parent Kit

[www.moe.gov.sg/parentkit](http://www.moe.gov.sg/parentkit)

Each Parent Kit issue contains bite-sized actionable tips with supporting resources for parents to help them support their child in their education journey.

## MOE Social Media Platforms




[www.instagram.com/parentingwith.moesg](http://www.instagram.com/parentingwith.moesg)



[www.facebook.com/moesingapore](http://www.facebook.com/moesingapore)

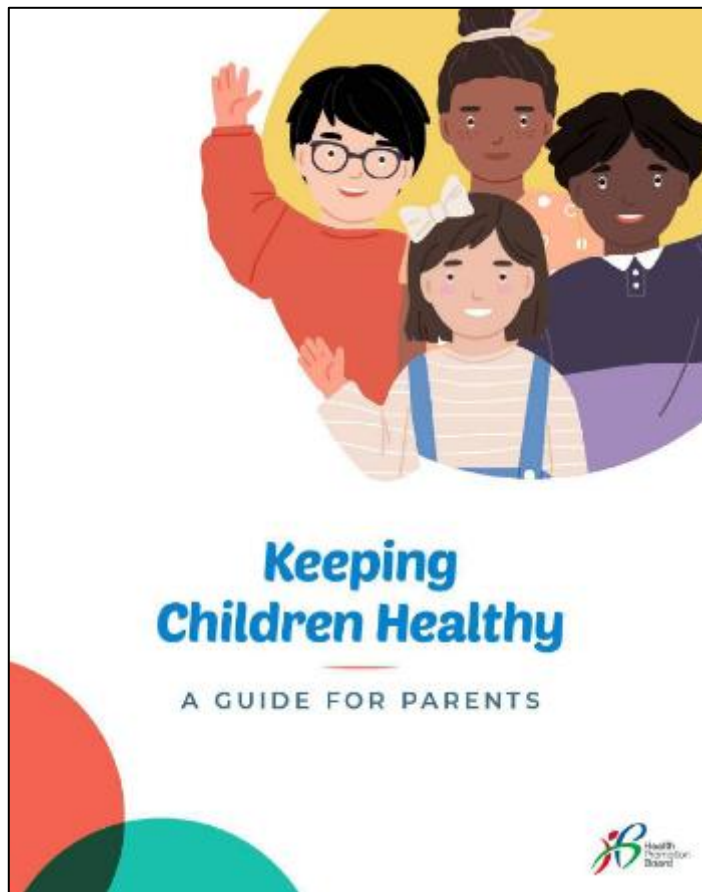


[www.instagram.com/moesingapore](http://www.instagram.com/moesingapore)



[www.youtube.com/moespore](http://www.youtube.com/moespore)

# Keeping Children Healthy



Edition 1



Edition 2



Edition 3

# Family Values Card Game

*Families for Life, in partnership with the Ministry of Education*

- Designed for parent-child bonding and provide opportunities to discuss about family values as a family
- Families can learn how to play the game by scanning the QR code on the game box
- Parents are encouraged to make use of the conversation starters included in the rulebook to engage children in understanding and demonstrating the family values of **love, care and concern, commitment and respect**



# Parent- Child Activity Book is readily available online:

**10 TIPS FOR PARENTS** to help you navigate your child's first year in primary school.

**Chat** with your child  
**Boost** their confidence  
**Practise** various scenarios  
**Create** something interesting  
**Thank** others for their help  
**Pledge** to do things together





# Parent- Child Activity Book is meant for both parent and child's use:


## How To Use This Book?


Primary school is an exciting time for all – not just for the kids, but for parents, too!

In this book, you'll find 10 tips for parents – to help you and your child adjust smoothly to primary-school life. Each tip includes activities which you can do together.

As this is an e-version, you may want to download this and print it, and let your child write or draw on paper. If you prefer an environmental-friendly way, screenshot the pages, or download it and use a mobile application for your child to doodle on it.

With your child, pick the activities that you'd like to do. You don't have to do them all!

 This hand tells your child what to do

 Use an application and allow your child to doodle on it!

2

© COMMUNICATIONS AND ENGAGEMENT GROUP: MOE

## Activities Inside Include:

**Pledge**  
Make promises and keep them

**Boost**  
Every child needs encouragement

**★Thank★**  
Show gratitude. It's a great habit.

**Create**  
Make something awesome together

**(Practise)**  
Get familiar with new routines

**Show-and-Tell★**  
Keep that conversation flowing

This will be a year of making great memories, together. Have fun learning with your child!

Your adventure begins on the next page. 

3

© COMMUNICATIONS AND ENGAGEMENT GROUP: MOE

# Parent- Child Activity Book contains practical tips, tap on it!

